

3 gpm max
7.5 L/min



MFD-HV

Features and Benefits

- Ability to filter fluids having a viscosity up to 15,000 SUS
- Flow rates up to 3 gpm
- 115 V AC single phase 1 1/2 HP motor
- Dual filtration unit, available to remove both water and particulate contamination or for staged particulate contamination removal
- Modular base eliminates hoses between components and minimizes leakage
- Base-ported filter provides easy element service from the top cap
- Ten-foot hose and extension tubes included (13' total length)
- Drip pan catches oil before it falls to the ground
- 27-inch housing is standard
- Integrated lifting eye option

Applications

- Supplementing continuous filtration by system filters
- Cleaning up a hydraulic system following component replacement
- Filtering new fluid before it is put into service
- Transferring fluid from storage tanks and drums to system reservoirs

Description

The Schroeder Mobile Filtration System for high viscosity applications is a compact, self contained filtration system equipped with high efficiency, high capacity elements capable of removing particulate contamination and/or water quickly, conveniently and economically. It is perfect for cleaning up existing systems as well as prefiltering and transferring fluids. Remember, new fluid does not mean clean fluid! Most new fluids have contamination levels significantly higher than is recommended for most hydraulic systems.

Specifications

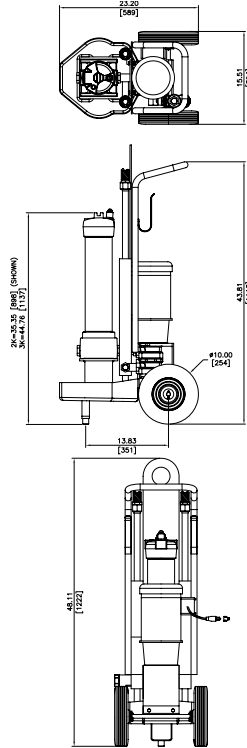
Flow Rating:	3 gpm (7.5 L/min) max
Maximum Viscosity:	15,000 SUS (3236 cSt)
Hose Pressure Rating:	30 psig (2.0 bar) @ 150°F (65.6°C) Full vacuum @ 150°F (65.6°C)
Fluid Temperature:	25°F to 150°F (-4°C to 65°C)
Bypass Valve Setting:	Cracking: 40 psi (2.8 bar)
Material:	Manifold and cap: Cast Aluminum Element case: Steel
Compatibility:	All petroleum based hydraulic fluid. Contact factory for use with other fluids.
Motor:	115 VAC Single phase 1.5 hp
Element Change Clearance:	8.50 (215 mm) 1K (9, 18 or 27" depending on model configuration)
Weight:	MFS-HV - 230 lbs (104 kg); MFD-HV - 260 lbs (118 kg)

High Viscosity Mobile Filtration Systems

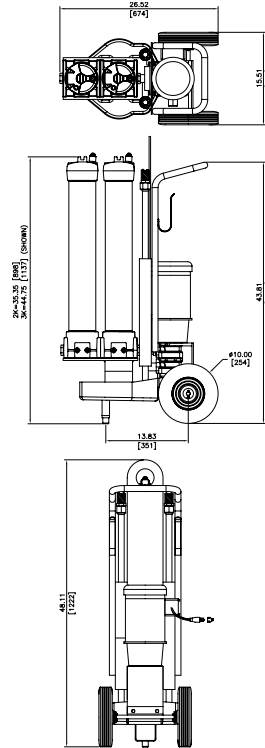
U.S. Patents 6568919 7604738

MFS-HV
MFD-HV

MFS-HV

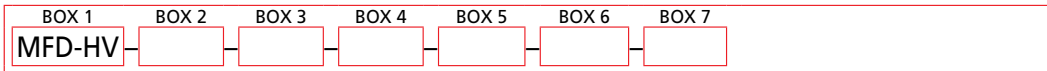


MFD-HV

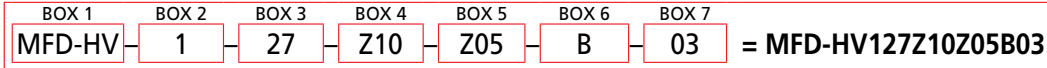


Metric dimensions in ().

How to Build a Valid Model Number for a Schroeder MFS-HV:



Example: NOTE: One option per box



BOX 1	BOX 2	BOX 3	BOX 4
Model	No. of Elements	Element Length	Element Media First Filter
MFS-HV	1	18 27	Z03 = 3 µm Excellement® Z-Media® (synthetic) Z05 = 5 µm Excellement® Z-Media® (synthetic)
MFD-HV			Z10 = 10 µm Excellement® Z-Media® (synthetic) Z25 = 25 µm Excellement® Z-Media® (synthetic) EWR = Water Removal G03 = 3 µm Excellement® Z-Media® (synthetic) w/GeoSeal® G05 = 5 µm Excellement® Z-Media® (synthetic) w/GeoSeal® G10 = 10 µm Excellement® Z-Media® (synthetic) w/GeoSeal® G25 = 25 µm Excellement® Z-Media® (synthetic) w/GeoSeal® GWR = Water Removal w/GeoSeal®

BOX 5
Element Media Second Filter (MFD-HV Only)
Z03 = 3 µm Excellement® Z-Media® (synthetic)
Z05 = 5 µm Excellement® Z-Media® (synthetic)
Z10 = 10 µm Excellement® Z-Media® (synthetic)
Z25 = 25 µm Excellement® Z-Media® (synthetic)
EWR = Water Removal
G03 = 3 µm Excellement® Z-Media® (synthetic) w/GeoSeal®
G05 = 5 µm Excellement® Z-Media® (synthetic) w/GeoSeal®
G10 = 10 µm Excellement® Z-Media® (synthetic) w/GeoSeal®
G25 = 25 µm Excellement® Z-Media® (synthetic) w/GeoSeal®
GWR = Water Removal w/GeoSeal®

BOX 6
Seal Material
B = Buna
V = Viton®

BOX 7
Pump Size(gpm)
03

Model Number Selection

- CS 1000
- CS 1939
- CSI-C-11
- HY-TRAX®
- RBSA
- CSM
- FCU
- MCS
- AS
- SMU
- CTU
- EPK
- Trouble Check Plus
- HMG2500
- HMG4000
- ET-100-6
- HTB
- RFSA
- HFS-BC
- HFS-15
- MFD-BC
- MFS, MFD
- HY-TRAX® Retrofit System
- MFD-MV
- MFS-HV**
- AMS, AMD
- FS
- AMFS
- KLS, KLD
- MCO
- AKS, AKD
- LSN, LSA, LSW
- X Series
- OLF Compact
- OLF
- OLF-P
- NxTM
- VEU-F
- IXU
- Triton-A
- Triton-E
- NAV
- SVD01
- SVD
- OXS
- Appendix

NOTES:

Box 5. When MFD is ordered, the number of elements, element length, and seals will be identical for both filter housings.

For replacement element part numbers, please see "Appendix Section - Replacement Elements" of this catalog.