

100 psi - 7 bar Return Line Filter

TNK1C - 1 Gallon; TNK4 - 4 Gallons TNK7 - 7 Gallons  
TNK12 - 12 Gallons; TNK18 - 18 Gallons; TNK25 - 25 Gallons



## Features and Benefits

- Complete hydraulic reservoir solution with accessories like gauges, in-tank filters, and air breathers already installed
- Patented insertion ring for filter head flange mounting prevents leakage
- Patented integrated baffle wall creates settling zone for returning oil (degassing) with simultaneous cooling effect
- Tank is optimized for air and heat removal
- Tested for leakage (no end-user testing is required)
- Tank is certified clean, eliminating time-consuming flushing processes and testing
- Lightweight and cost efficient
- No risk of corrosion
- Available in six (6) performance optimized sizes (1, 4, 7, 12, 18, & 25 gal.)
- Return-line filter options available with GeoSeal® aftermarket retaining elements

## Specifications

<b>Tank Materials:</b>	High Density Crosslink Polyethylene (XLPE), Nylon (PA)	
<b>Tank Volumes:</b>	1 gal (4L), 4 gal (15L), 7 gal (26L), 12 gal (45L), 18 gal (68L), or 25 gal (95L)	
<b>Operating Temperature:</b>	High Density Polyethylene (HDPE): -40°F to 180°F (-40°C to 82°C) Nylon (PA): -40°F to 240°F (-40°C to 116°C)	
<b>Return Line Filter:</b>	TNK1C: AFT TNK4: AFT TNK7: AFT, MTB	TNK12: AFT & AFTF, GZT TNK18: AFT & AFTF, GZT TNK25: AFT & AFTF, GRT, GRTB
<b>Max. Return Flow:</b>	TNK1C: 15 GPM (57 L/min) TNK4: 25 gpm (95 L/min) TNK7: 35 gpm (135 L/min)	TNK12: 40 gpm (150 L/min) TNK18: 40 gpm (150 L/min) TNK25: 75 gpm (284 L/min)
<b>Breather:</b>	3 µ phenolic resin impregnated paper element	
<b>Suction Strainer:</b>	100 µ wire mesh SAE12: 10 gpm SAE20: 20 gpm SAE24: 30 gpm	
<b>Weight of TNK:</b>	TNK1C: 8.00 lbs (3.6 kg) TNK4 (AFT4): 11.5 lbs (5.2 kg) TNK4 (AFT8): 11.5 lbs (5.2 kg) TNK7: 16 lbs (7.3 kg)	TNK12: 21 lbs (9.7 kg) TNK18: 33 lbs (15 kg) TNK25: 45 lbs (20 kg)
<b>Element Change Clearance:</b>	TNK1C: 8.00" (203mm) TNK4 (AFT4): 5.3" (134mm) TNK4 (AFT8): 8.6" (219 mm) TNK7: 5" (127mm)	TNK12: 10" (254mm) TNK18: 10" (254mm) TNK25: 9.5" (241mm)
<b>Ultra Violet Light Rating*:</b>	HDPE = UV-12 Nylon = UV-10	
<b>Filter and Element Selection:</b>	For proper filter and element selection, information and pressure drop calculations, please refer to the individual filters (MTB, ZT, GZT, RT & GRTB) sections in the Schroeder Hydraulic and Lube Catalog (L-2520).	

\*UV Rating is determined by the number of years a material can be exposed to direct sunlight and retain a minimum of 50% of its original mechanical properties (ex. High Density Polyethylene with a UV-12 rating would be recommended to be replaced every 12 years if not painted or coated).

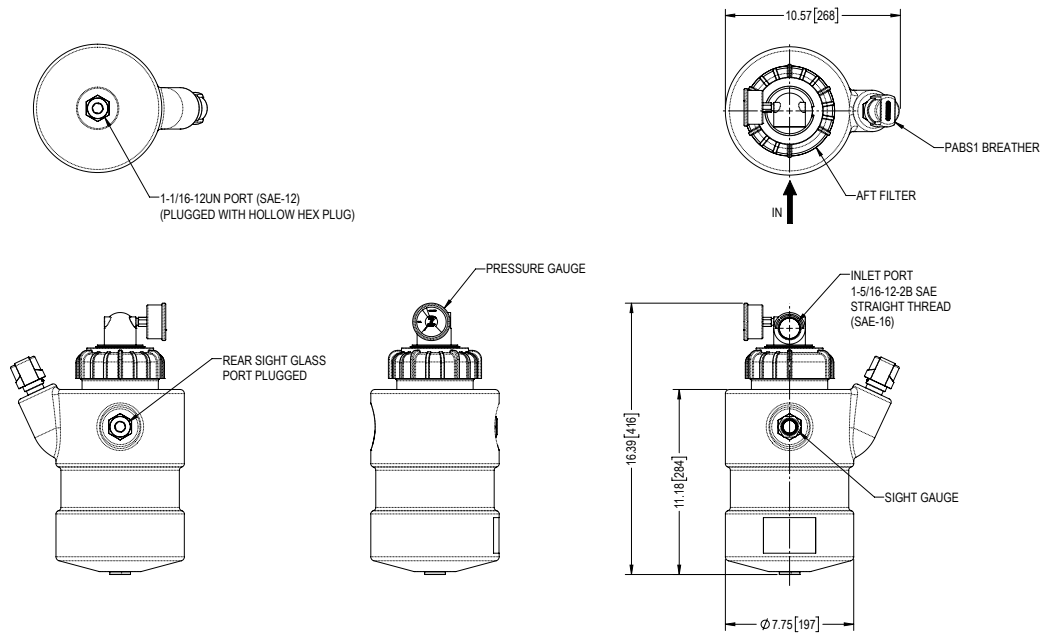
\*It is not recommended to have unsupported weight hanging from the ports on the rotomolded tanks. Excessive unsupported weight such as a pump, motor and hard lines can cause damage to the ports if not supported properly.

\*Due to seal capabilities, only the TNK25 with the RT filter is compatible with Skydrol. If Skydrol is required, please contact factory to ensure the proper seals are configured.

v.012126

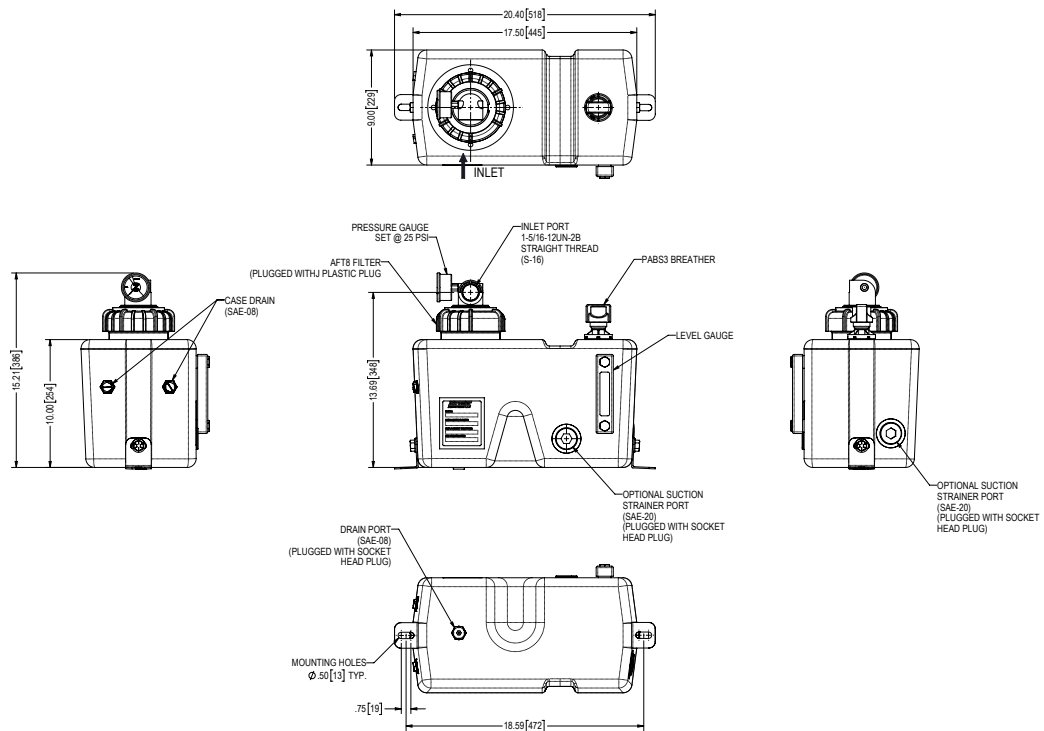
# COMPLETE TANK SOLUTIONS

## TNK1C

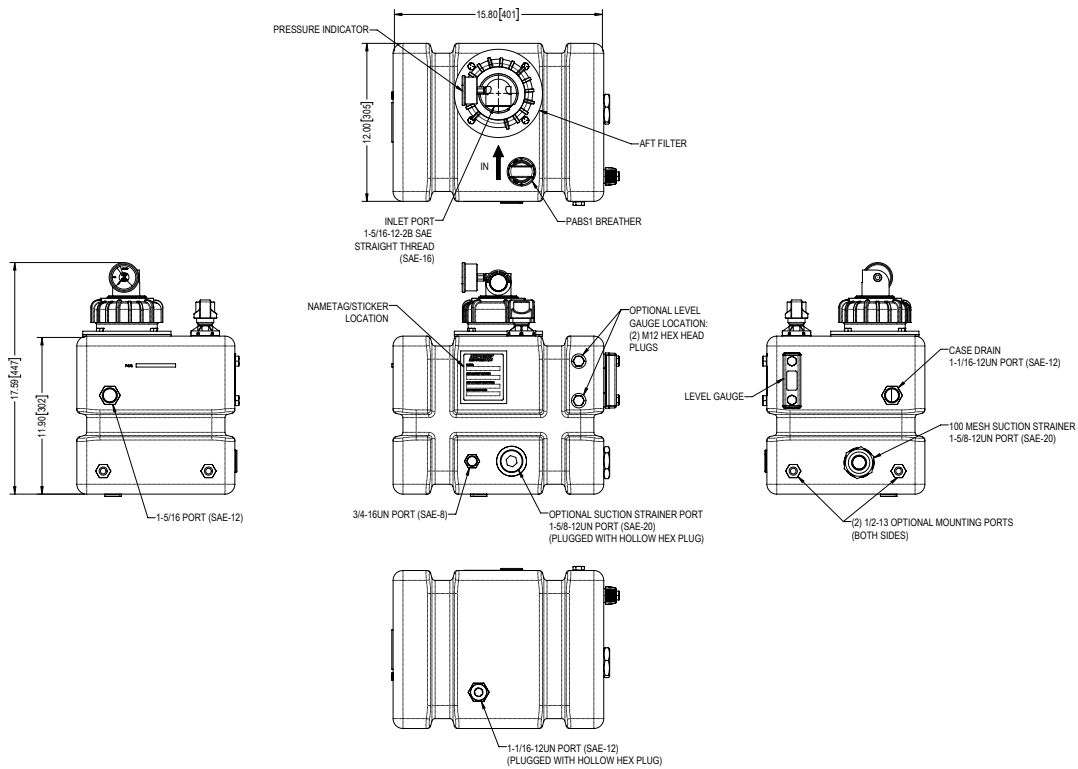


Metric dimensions in [ ].

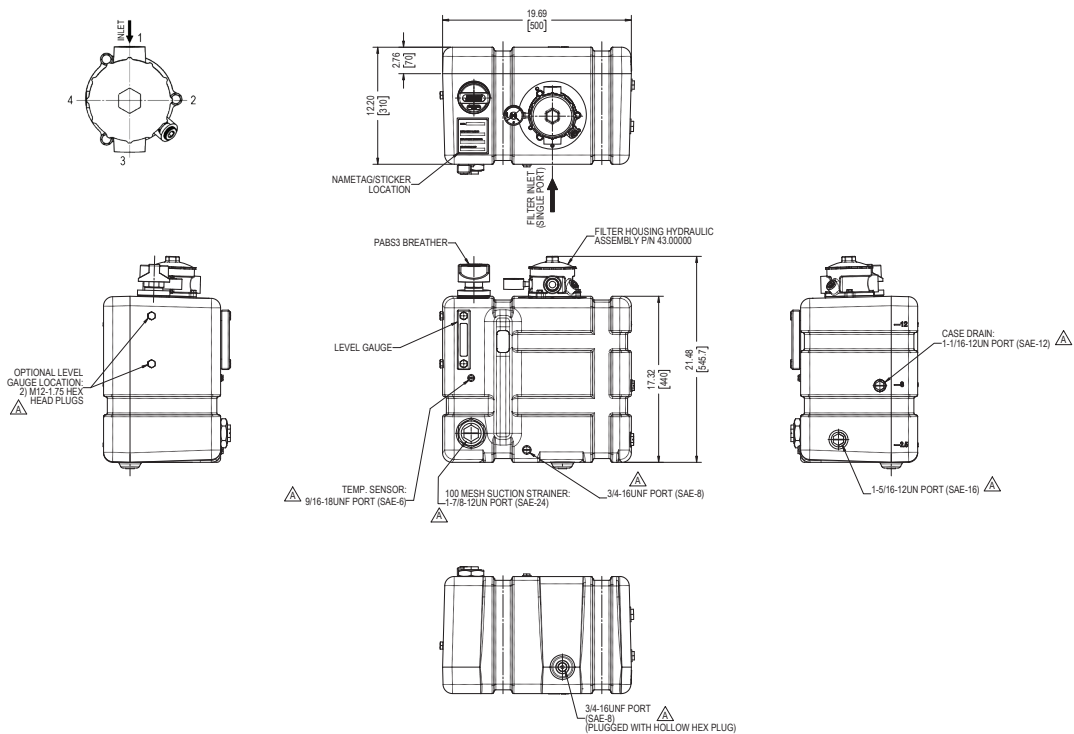
## TNK4



Metric dimensions in [ ].



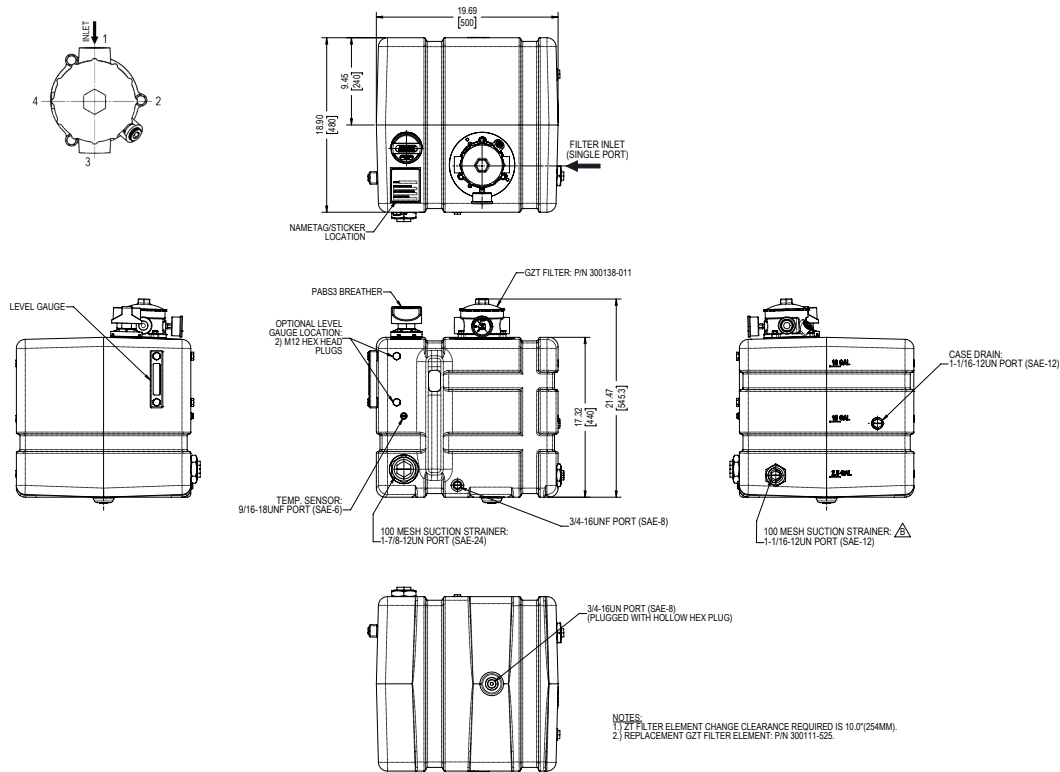
Metric dimensions in [ ].



Metric dimensions in [ ].

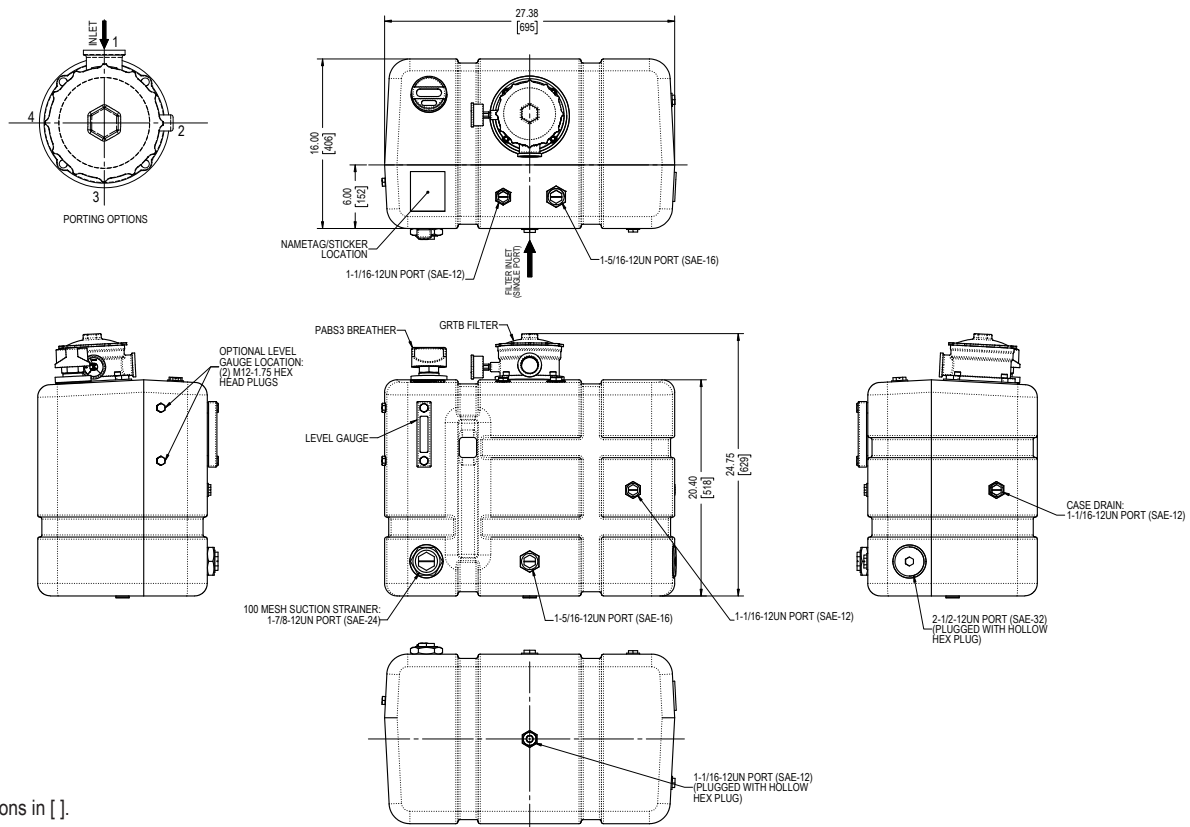
# COMPLETE TANK SOLUTIONS

## TNK18



Metric dimensions in [ ].

## TNK25



Metric dimensions in [ ].

## Usable Fluid Levels

	Middle Level of Gauge (gal)	Top Level of Gauge (gal)
TNK1C	-	-
TNK4	2.6	3.7
TNK7	5.4	6.0
TNK12	10.1	11.5
TNK18	14.8	16.6
TNK25	23.4	26.0

## Torque Specifications

SAE-06 PORT: 8ft.-lbs.	M12 PORT: 8ft.-lbs.	1/4-20 PORT: 2ft.-lbs.
SAE-08 PORT: 10ft.-lbs.	M14 PORT: 10ft.-lbs.	3/8-16 PORT: 6ft.-lbs.
SAE-10 PORT: 20ft.-lbs.		1/2-13 PORT: 8ft.-lbs.
SAE-12 PORT: 25ft.-lbs.		
SAE-16 PORT: 25ft.-lbs.		
SAE-20 PORT: 28ft.-lbs.		
SAE-24 PORT: 30ft.-lbs.		
SAE-32 PORT: 30ft.-lbs.		

\* NOT RECOMMENDED TO EXCEED 30ft.-lbs. TORQUE

## TNK1C

## How to Build a Valid Model Number for a Schroeder TNK:

<b>TNK1C</b>				
TNK Size	Material	Filter Selection	Filler/Breather	Sight Glass

\*\*Starting from the left to the right you will choose your TNK Size and work your way through each category as illustrated above.

TNK Size	Material
<input type="checkbox"/> <b>TNK1C</b> = 1 Gallon	<input type="checkbox"/> <b>HD</b> = XLPE

Filter Option	Element Selection	Porting	Gauge Port Option	
Element Length	Element Media & Micron*			
<input type="checkbox"/> <b>AFT</b>	<input type="checkbox"/> <b>4LK</b> = 4" <input type="checkbox"/> <b>8LK</b> = 8"	<input type="checkbox"/> <b>Z3</b> = 3 Micron <input type="checkbox"/> <b>Z5</b> = 5 Micron <input type="checkbox"/> <b>Z10</b> = 10 Micron <input type="checkbox"/> <b>Z25</b> = 25 Micron	<input type="checkbox"/> <b>S16</b> = SAE-16 <input type="checkbox"/> <b>L16</b> = 90 Deg SAE-16	<input type="checkbox"/> <b>N</b> = Plugged <input type="checkbox"/> <b>Y2</b> = Tricolor Visual Indicator (Back Mounted) <input type="checkbox"/> <b>Y2C</b> = Tricolor Visual Indicator (Bottom Mounted) <input type="checkbox"/> <b>ES</b> = Electric Switch <input type="checkbox"/> <b>ES1</b> = Heavy Duty Electric Switch

Filler/Breather	Sight Glass	Options	Note:
<input type="checkbox"/> <b>F</b> = PABS1	<input type="checkbox"/> <b>S2</b> = Sight Glass Front <input type="checkbox"/> <b>S3</b> = Sight Glass Back <input type="checkbox"/> <b>N</b> = No Sight Glass	<input type="checkbox"/> <b>Omit</b> = None <input type="checkbox"/> <b>E</b> = 2" Breather Extension <input type="checkbox"/> <b>H</b> = 3' Remote Breather Hose	<ul style="list-style-type: none"> <li>Sight Glass Front = Breather Arm on Right when facing TNK</li> <li>Sight Glass Back = Breather Arm on Left when facing TNK</li> </ul>

\*Micron Rating refers to the return filter element rating.

Note: For fluids that have the potential for electrostatic discharge, please consult factory for anti-stat media options.

# COMPLETE TANK SOLUTIONS

## TNK4

### How to Build a Valid Model Number for a Schroeder TNK:

TNK4

TNK Size

Material

Filter Selection

Filler/Breather

Sight Glass

Suction Strainer

\*\*Starting from the left to the right you will choose your TNK Size and work your way through each category as illustrated above.

TNK Size	Material
<input type="checkbox"/> <b>TNK4</b> = 4 Gallon	<input type="checkbox"/> <b>HD</b> = XLPE <input type="checkbox"/> <b>PA</b> = Nylon

Filter Option	Element Selection			Porting	Gauge Port Option
	Element Length	Element Media & Micron*			
<input type="checkbox"/> <b>AFT</b>	<input type="checkbox"/> <b>4LK</b> = 4" <input type="checkbox"/> <b>8LK</b> = 8"	<input type="checkbox"/> <b>Z3</b> = 3 Micron <input type="checkbox"/> <b>Z5</b> = 5 Micron <input type="checkbox"/> <b>Z10</b> = 10 Micron <input type="checkbox"/> <b>Z25</b> = 25 Micron		<input type="checkbox"/> <b>S16</b> = SAE-16 <input type="checkbox"/> <b>L16</b> = 90 Deg SAE-16	<input type="checkbox"/> <b>N</b> = Plugged <input type="checkbox"/> <b>Y2</b> = Tricolor Visual Indicator (Back Mounted) <input type="checkbox"/> <b>Y2C</b> = Tricolor Visual Indicator (Bottom Mounted) <input type="checkbox"/> <b>ES</b> = Electric Switch <input type="checkbox"/> <b>ES1</b> = Heavy Duty Electric Switch

Filler/Breather	Sight Glass	Suction Strainer	Options
<input type="checkbox"/> <b>F</b> = PABS1	<input type="checkbox"/> <b>S2</b> = Sight Glass Front <input type="checkbox"/> <b>N</b> = No Sight Glass	<input type="checkbox"/> <b>S</b> = SAE-12, Side - Flow Rate: 10 GPM <input type="checkbox"/> <b>F</b> = SAE-12, Front - Flow Rate: 10 GPM <input type="checkbox"/> <b>N</b> = No Suction Strainer	<input type="checkbox"/> <b>Omit</b> = None <input type="checkbox"/> <b>M</b> = Mounting Feet

\*Micron Rating refers to the return filter element rating.  
Note: Tank Mounting Straps sold as a separate part number, please see next page for configurations and options.  
Note: For fluids that have the potential for electrostatic discharge, please consult factory for anti-stat media options.

### How to Build a Valid Model Number for a Schroeder TNK:

<b>TNK7</b>						
TNK Size	Material	Filter Selection	Filler/Breather	Sight Glass	Suction Strainer	Options

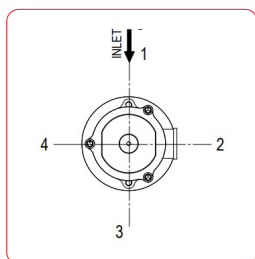
\*\*Starting from the left to the right you will choose your TNK Size and work your way through each category as illustrated above.

TNK Size		Material			
<input type="checkbox"/> <b>TNK7</b> = 7 Gallon		<input type="checkbox"/> <b>HD</b> = XLPE <input type="checkbox"/> <b>PA</b> = Nylon			
Filter Option 1		Element Selection		Porting	Gauge Port Option
		Element Length	Element Media & Micron*		
<input type="checkbox"/> <b>AFT</b>		<input type="checkbox"/> <b>4LK</b> = 4" <input type="checkbox"/> <b>8LK</b> = 8"	<input type="checkbox"/> <b>Z3</b> = 3 Micron <input type="checkbox"/> <b>Z5</b> = 5 Micron <input type="checkbox"/> <b>Z10</b> = 10 Micron <input type="checkbox"/> <b>Z25</b> = 25 Micron	<input type="checkbox"/> <b>S16</b> = SAE-16 <input type="checkbox"/> <b>L16</b> = 90 Deg SAE-16	<input type="checkbox"/> <b>N</b> = Plugged <input type="checkbox"/> <b>Y2</b> = Tricolor Visual Indicator (Back Mounted) <input type="checkbox"/> <b>Y2C</b> = Tricolor Visual Indicator (Bottom Mounted) <input type="checkbox"/> <b>ES</b> = Electric Switch <input type="checkbox"/> <b>ES1</b> = Heavy Duty Electric Switch
Filter Option 2		Media & Micron Rating	Porting	Orientation	Filter Options
<input type="checkbox"/> <b>MTB</b>		<input type="checkbox"/> <b>3</b> = 3 Micron <input type="checkbox"/> <b>5</b> = 5 Micron <input type="checkbox"/> <b>10</b> = 10 Micron <input type="checkbox"/> <b>25</b> = 10 Micron <small>*All Media Options above are Z Synthetic Media</small>	<input type="checkbox"/> <b>P12</b> = 3/4" NPTF <input type="checkbox"/> <b>P16</b> = 1" NPTF <input type="checkbox"/> <b>S12</b> = SAE-12 <input type="checkbox"/> <b>S16</b> = SAE-16 <input type="checkbox"/> <b>B12</b> = ISO 228 G-3/4" <input type="checkbox"/> <b>B16</b> = ISO 228 G-1"	<input type="checkbox"/> <b>1</b> = Rear <input type="checkbox"/> <b>2</b> = Right <input type="checkbox"/> <b>3</b> = Front <input type="checkbox"/> <b>4</b> = Left	<input type="checkbox"/> <b>OMIT</b> = None <input type="checkbox"/> <b>Y2C</b> = Bottom-Mounted Gauge in Cap <input type="checkbox"/> <b>Y5</b> = Back-Mounted Gauge in Cap <input type="checkbox"/> <b>ESC</b> = Electric Pressure Switch (2 Terminals)
Filler/Breather		Sight Glass		Suction Strainer	
<input type="checkbox"/> <b>F</b> = PABS1		<input type="checkbox"/> <b>S1</b> = Sight Glass Side <input type="checkbox"/> <b>S2</b> = Sight Glass Front <input type="checkbox"/> <b>N</b> = No Sight Glass		<input type="checkbox"/> <b>S</b> = SAE-12, Side - Flow Rate: 10 GPM <input type="checkbox"/> <b>F</b> = SAE-12, Front - Flow Rate: 10 GPM <input type="checkbox"/> <b>N</b> = No Strainer	
				<input type="checkbox"/> <b>Omit</b> = No Feet <input type="checkbox"/> <b>M</b> = Mounting Feet	

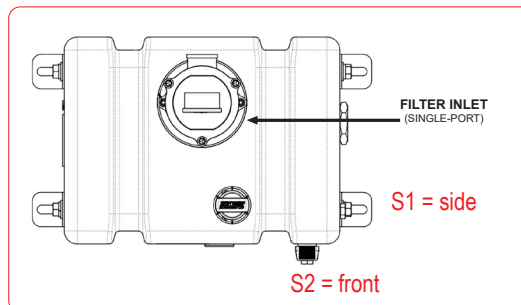
\*Micron Rating refers to the return filter element rating.

Note: Tank Mounting Straps sold as a separate part number, please see next page for configurations and options.

Note: For fluids that have the potential for electrostatic discharge, please consult factory for anti-stat media options.



Porting Options  
(MTB Depicted)



Sight Glass Options

# COMPLETE TANK SOLUTIONS

## TNK12/18

### How to Build a Valid Model Number for a Schroeder TNK:

<b>TNK12</b>					
TNK Size	Material	Filter Selection	Filler/Breather	Sight Glass	Suction Strainer

**\*\*Starting from the left to the right you will choose your TNK Size and work your way through each category as illustrated above.**

TNK Size	Material
<input type="checkbox"/> <b>TNK12</b> = 12 Gallon	<input type="checkbox"/> <b>HD</b> = XLPE
<input type="checkbox"/> <b>TNK18</b> = 18 Gallon	<input type="checkbox"/> <b>PA</b> = Nylon

Filter Option 1	Element Selection		Porting	Gauge Port Option
	Element Length	Element Media & Micron*		
<input type="checkbox"/> <b>AFT</b>	<input type="checkbox"/> <b>4LK</b> = 4" <input type="checkbox"/> <b>8LK</b> = 8" <input type="checkbox"/> <b>12LK</b> = 12" <input type="checkbox"/> <b>16LK</b> = 16"	<input type="checkbox"/> <b>Z3</b> = 3 Micron <input type="checkbox"/> <b>Z5</b> = 5 Micron <input type="checkbox"/> <b>Z10</b> = 10 Micron <input type="checkbox"/> <b>Z25</b> = 25 Micron	<input type="checkbox"/> <b>S16</b> = SAE-16 <input type="checkbox"/> <b>L16</b> = 90 Deg SAE-16	<input type="checkbox"/> <b>N</b> = Plugged <input type="checkbox"/> <b>Y2</b> = Tricolor Visual Indicator (Back Mounted) <input type="checkbox"/> <b>Y2C</b> = Tricolor Visual Indicator (Bottom Mounted) <input type="checkbox"/> <b>ES</b> = Electric Switch <input type="checkbox"/> <b>ES1</b> = Heavy Duty Electric Switch

Filter Option 2	Element Selection		Porting
	Element Length	Element Media & Micron*	
<input type="checkbox"/> <b>AFTF</b>	<input type="checkbox"/> <b>4LK</b> = 4" <input type="checkbox"/> <b>8LK</b> = 8"	<input type="checkbox"/> <b>12LK</b> = 12" <input type="checkbox"/> <b>16LK</b> = 16" <input type="checkbox"/> <b>Z3</b> = 3 Micron <input type="checkbox"/> <b>Z10</b> = 10 Micron <input type="checkbox"/> <b>Z5</b> = 5 Micron <input type="checkbox"/> <b>Z25</b> = 25 Micron	
	Orientation	Gauge Port Option	Breather
	<input type="checkbox"/> <b>1</b> = Rear <input type="checkbox"/> <b>2</b> = Right <input type="checkbox"/> <b>3</b> = Front <input type="checkbox"/> <b>4</b> = Left	<input type="checkbox"/> <b>N</b> = Plugged <input type="checkbox"/> <b>Y2</b> = Tricolor Visual Indicator (Back Mounted) <input type="checkbox"/> <b>ES</b> = Electric Switch <input type="checkbox"/> <b>ES1</b> = Heavy Duty Electric Switch	<input type="checkbox"/> <b>Omit</b> = Position 1 (Standard) <input type="checkbox"/> <b>P2</b> = Position 2 <input type="checkbox"/> <b>P3</b> = Position 3 <input type="checkbox"/> <b>P4</b> = Position 4 <input type="checkbox"/> <b>B</b> = Breather (in filter Head) <input type="checkbox"/> <b>Omit</b> = None

Filter Option 3	Media & Micron Rating	Porting	Orientation	Filter Options
<input type="checkbox"/> <b>GZT</b>	<input type="checkbox"/> <b>1</b> = 1 Micron <input type="checkbox"/> <b>3</b> = 3 Micron <input type="checkbox"/> <b>5</b> = 5 Micron <input type="checkbox"/> <b>10</b> = 10 Micron <input type="checkbox"/> <b>25</b> = 25 Micron <small>*All Media Options above are Z Synthetic Media</small>	<input type="checkbox"/> <b>P</b> = 1" NPTF <input type="checkbox"/> <b>PP</b> = Dual 1" NPTF <input type="checkbox"/> <b>S</b> = SAE-16 <input type="checkbox"/> <b>SS</b> = Dual SAE-16 <input type="checkbox"/> <b>B</b> = ISO 228 G-1" <input type="checkbox"/> <b>BB</b> = Dual ISO 228 G-1"	<input type="checkbox"/> <b>1</b> = Rear <input type="checkbox"/> <b>2</b> = Right <input type="checkbox"/> <b>3</b> = Front <input type="checkbox"/> <b>4</b> = Left	<input type="checkbox"/> <b>OMIT</b> = None <input type="checkbox"/> <b>D</b> = Diffuser <input type="checkbox"/> <b>Y2</b> = Back-Mounted Tricolor Gauge <input type="checkbox"/> <b>Y2C</b> = Bottom-Mounted Gauge in Cap <input type="checkbox"/> <b>Y5</b> = Back-Mounted Gauge in Cap <input type="checkbox"/> <b>ES</b> = Electric Switch <input type="checkbox"/> <b>ES1</b> = Heavy-Duty Electric Switch with Conduit Connection

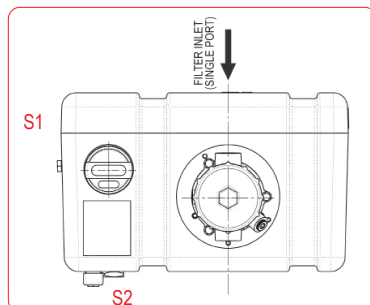
  

Filler/Breather	Sight Glass	Suction Strainer
<input type="checkbox"/> <b>F</b> = PABS3 (in tank) <input type="checkbox"/> <b>B</b> = Blocked Breather Port (AFTF Only)	<input type="checkbox"/> <b>S1</b> = Sight Glass Side <input type="checkbox"/> <b>S2</b> = Sight Glass Front <input type="checkbox"/> <b>N</b> = No Sight Glass	<input type="checkbox"/> <b>S</b> = SAE-24, Flow Rate: 25 GPM (Front) <input type="checkbox"/> <b>N</b> = No Strainer / SAE-32 Open Port <b>for TNK18 Only</b> <input type="checkbox"/> <b>B</b> = SAE-24 (Front); SAE-12 (Side)

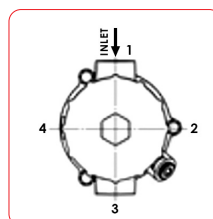
\*Micron Rating refers to the return filter element rating.

Note: Tank Mounting Straps sold as a separate part number, please see next page for configurations and options.

Note: For fluids that have the potential for electrostatic discharge, please consult factory for anti-stat media options.

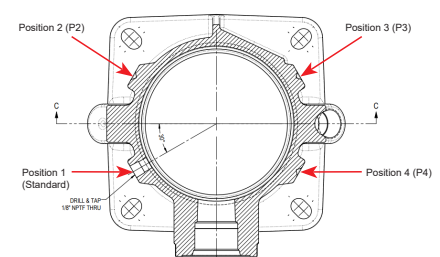


Sight Glass Options



Porting Options

Applicable to GZT



AFTF

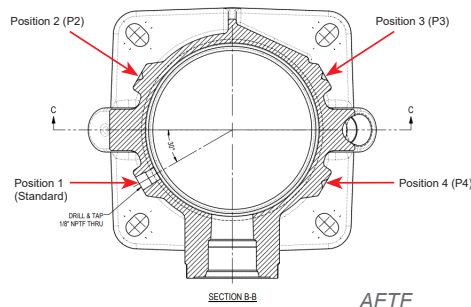


### How to Build a Valid Model Number for a Schroeder TNK:

<b>TNK25</b>					
TNK Size	Material	Filter Selection	Filler/Breather	Sight Glass	Suction Strainer

**\*\*Starting from the left to the right you will choose your TNK Size and work your way through each category as illustrated above.**

<b>TNK Size</b>	<b>Material</b>			
<input type="checkbox"/> <b>TNK25</b> = 25 Gallon	<input type="checkbox"/> <b>HD</b> = XLPE <input type="checkbox"/> <b>PA</b> = Nylon			
<b>Filter Option 1</b>	<b>Element Selection</b>			
	<b>Element Length</b>		<b>Element Media &amp; Micron*</b>	
	<input type="checkbox"/> <b>4LK</b> = 4" <input type="checkbox"/> <b>12LK</b> = 12" <input type="checkbox"/> <b>8LK</b> = 8" <input type="checkbox"/> <b>16LK</b> = 16"		<input type="checkbox"/> <b>Z3</b> = 3 Micron <input type="checkbox"/> <b>Z10</b> = 10 Micron <input type="checkbox"/> <b>Z5</b> = 5 Micron <input type="checkbox"/> <b>Z25</b> = 25 Micron	
	<b>Orientation</b>		<b>Gauge Port Option</b>	
<input type="checkbox"/> <b>AFT</b>	<input type="checkbox"/> <b>1</b> = Rear <input type="checkbox"/> <b>2</b> = Right <input type="checkbox"/> <b>3</b> = Front <input type="checkbox"/> <b>4</b> = Left		<input type="checkbox"/> <b>N</b> = Plugged <input type="checkbox"/> <b>Y2</b> = Tricolor Visual Indicator (Back Mounted) <input type="checkbox"/> <b>Y2C</b> = Tricolor Visual Indicator (Bottom Mounted) <input type="checkbox"/> <b>ES</b> = Electric Switch	
	<b>Porting</b>			
	<input type="checkbox"/> <b>S16</b> = SAE-16 <input type="checkbox"/> <b>L16</b> = 90 Deg SAE-16			
<b>Filter Option 2</b>	<b>Element Selection</b>			
	<b>Element Length</b>		<b>Element Media &amp; Micron*</b>	
	<input type="checkbox"/> <b>4LK</b> = 4" <input type="checkbox"/> <b>12LK</b> = 12" <input type="checkbox"/> <b>8LK</b> = 8" <input type="checkbox"/> <b>16LK</b> = 16"		<input type="checkbox"/> <b>Z3</b> = 3 Micron <input type="checkbox"/> <b>Z10</b> = 10 Micron <input type="checkbox"/> <b>Z5</b> = 5 Micron <input type="checkbox"/> <b>Z25</b> = 25 Micron	
	<b>Orientation</b>		<b>Gauge Port Option</b>	
<input type="checkbox"/> <b>AFTF</b>	<input type="checkbox"/> <b>1</b> = Rear <input type="checkbox"/> <b>2</b> = Right <input type="checkbox"/> <b>3</b> = Front <input type="checkbox"/> <b>4</b> = Left		<input type="checkbox"/> <b>N</b> = Plugged <input type="checkbox"/> <b>Y2</b> = Tricolor Visual Indicator (Back Mounted) <input type="checkbox"/> <b>ES</b> = Electric Switch <input type="checkbox"/> <b>ES1</b> = Heavy Duty Electric Switch <input type="checkbox"/> <b>ES2</b> = Electrical Switch with Deutsch Connector	
	<b>Gauge Port Location</b>		<b>Breather</b>	
	<input type="checkbox"/> <b>Omit</b> = Position 1 (Standard) <input type="checkbox"/> <b>P2</b> = Position 2 <input type="checkbox"/> <b>P3</b> = Position 3 <input type="checkbox"/> <b>P4</b> = Position 4		<input type="checkbox"/> <b>B</b> = Breather (in filter Head) <input type="checkbox"/> <b>Omit</b> = None	



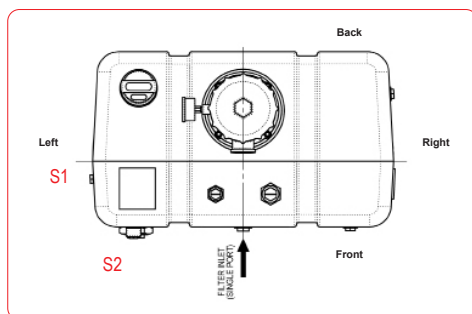
TNK25 Continued on next page:

# COMPLETE TANK SOLUTIONS

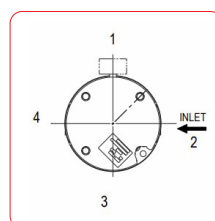
## TNK25

### TNK25 Continued:

Filter Option 3	Media & Micron Rating	Porting A	Porting B	Porting C
<input type="checkbox"/> <b>GRT</b>	<input type="checkbox"/> <b>1</b> = 1 Micron <input type="checkbox"/> <b>3</b> = 3 Micron <input type="checkbox"/> <b>5</b> = 5 Micron <input type="checkbox"/> <b>10</b> = 10 Micron <input type="checkbox"/> <b>25</b> = 25 Micron <i>*All Media Options above are Z Synthetic Media</i>	<input type="checkbox"/> <b>P16</b> = 1" NPTF <input type="checkbox"/> <b>P20</b> = 1 1/4" NPTF <input type="checkbox"/> <b>P24</b> = 1 1/2" NPTF <input type="checkbox"/> <b>P32</b> = 2" NPTF <input type="checkbox"/> <b>S16</b> = SAE-16 <input type="checkbox"/> <b>S20</b> = SAE-20 <input type="checkbox"/> <b>S24</b> = SAE-24 <input type="checkbox"/> <b>S32</b> = SAE-32 <input type="checkbox"/> <b>F20</b> = 1 1/4" SAE 4-Bolt Flange Code 61 <input type="checkbox"/> <b>F24</b> = 1 1/2" SAE 4-Bolt Flange Code 61 <input type="checkbox"/> <b>F32</b> = 2" SAE 4-Bolt Flange Code 61 <input type="checkbox"/> <b>B24</b> = ISO 228 G-1/2" <input type="checkbox"/> <b>Flange Port Option Only:</b> <b>M</b> = Metric SAE 4 Bolt	<input type="checkbox"/> <b>N</b> = None <input type="checkbox"/> <b>P16</b> = 1" NPTF <input type="checkbox"/> <b>P20</b> = 1 1/4" NPTF <input type="checkbox"/> <b>P24</b> = 1 1/2" NPTF <input type="checkbox"/> <b>P32</b> = 2" NPTF <input type="checkbox"/> <b>S16</b> = SAE-16 <input type="checkbox"/> <b>S20</b> = SAE-20 <input type="checkbox"/> <b>S24</b> = SAE-24 <input type="checkbox"/> <b>S32</b> = SAE-32 <input type="checkbox"/> <b>F20</b> = 1 1/4" SAE 4-Bolt Flange Code 61 <input type="checkbox"/> <b>F24</b> = 1 1/2" SAE 4-Bolt Flange Code 61 <input type="checkbox"/> <b>F32</b> = 2" SAE 4-Bolt Flange Code <input type="checkbox"/> <b>B24</b> = ISO 228 G-1/2"	<input type="checkbox"/> <b>N</b> = None <input type="checkbox"/> <b>P2</b> = 1/8" NPTF <input type="checkbox"/> <b>P16</b> = 1" NPTF <input type="checkbox"/> <b>S16</b> = SAE-16
Orientation		Filter Options		
<input type="checkbox"/> <b>1</b> = Rear <input type="checkbox"/> <b>2</b> = Right <input type="checkbox"/> <b>3</b> = Front <input type="checkbox"/> <b>4</b> = Left		<input type="checkbox"/> <b>OMIT</b> = None <input type="checkbox"/> <b>D</b> = Diffuser <input type="checkbox"/> <b>Y2</b> = Back-Mounted Tricolor Gauge <input type="checkbox"/> <b>Y2C</b> = Bottom-Mounted Gauge in Cap <input type="checkbox"/> <b>Y5</b> = Back-Mounted Gauge in Cap <input type="checkbox"/> <b>ES</b> = Electric Switch <input type="checkbox"/> <b>ES1</b> = Heavy-Duty Electric Switch with Conduit Connection		
Filter Option 4	Media & Micron Rating	Porting	Orientation	Filter Options
<input type="checkbox"/> <b>GRTB</b>	<input type="checkbox"/> <b>1</b> = 1 Micron <input type="checkbox"/> <b>3</b> = 3 Micron <input type="checkbox"/> <b>5</b> = 5 Micron <input type="checkbox"/> <b>10</b> = 10 Micron <input type="checkbox"/> <b>25</b> = 25 Micron <i>*All Media Options above are Z Synthetic Media</i>	<input type="checkbox"/> <b>P</b> = 1" NPTF <input type="checkbox"/> <b>S</b> = SAE-16 <input type="checkbox"/> <b>B</b> = ISO 228 G-1" <input type="checkbox"/> <b>G</b> = 1.25"	<input type="checkbox"/> <b>1</b> = Rear <input type="checkbox"/> <b>2</b> = Right <input type="checkbox"/> <b>3</b> = Front <input type="checkbox"/> <b>4</b> = Left	<input type="checkbox"/> <b>OMIT</b> = None <input type="checkbox"/> <b>D</b> = Diffuser <input type="checkbox"/> <b>Y2</b> = Back-Mounted Tricolor Gauge <input type="checkbox"/> <b>Y2C</b> = Bottom-Mounted Gauge in Cap <input type="checkbox"/> <b>Y5</b> = Back-Mounted Gauge in Cap <input type="checkbox"/> <b>ES</b> = Electric Switch <input type="checkbox"/> <b>ES1</b> = Heavy-Duty Electric Switch with Conduit Connection
Filler/Breather		Sight Glass	Suction Strainer	
<input type="checkbox"/> <b>F</b> = PABS3 (in Tank) <input type="checkbox"/> <b>B</b> = Blocked Breather Port (AFTF Only)		<input type="checkbox"/> <b>S1</b> = Sight Glass Side <input type="checkbox"/> <b>S2</b> = Sight Glass Front <input type="checkbox"/> <b>N</b> = No Sight Glass	<input type="checkbox"/> <b>N</b> = No Suction Strainer <input type="checkbox"/> <b>R</b> = SAE-24, 100 Mesh Strainer on FRONT Side, Flow Rate:25 GPM <input type="checkbox"/> <b>B</b> = SAE-24, 100 Mesh Strainer on BOTH Sides, Flow Rate:25 GPM	



**Sight Glass Options**



**Porting Options**

Applicable to AFTF,  
GRT, and GRTB

\*Micron Rating refers to the return filter element rating.  
**Note:** Tank Mounting Straps sold as a separate part number, please see next page for configurations and options.  
**Note:** For fluids that have the potential for electrostatic discharge, please consult factory for anti-stat media options.


## Plastic Tank Strap Arrangement

### Introduction

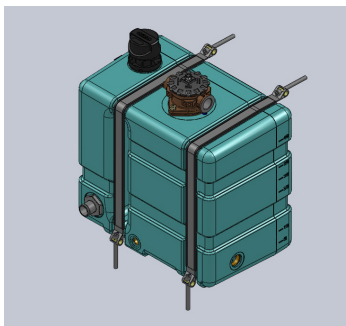
Mobile applications have unique requirements for hydraulic components. Often, these components need to be small, compact and as lightweight as possible. Making sure these reservoirs are secure is often overlooked. Schroeder Industries has taken the steps to ensure that customers have all the tools necessary to securely operate their mobile equipment. Schroeder's Plastic Tank (TNK) Reservoir, a money and time-saving solution with an integrated return filter and accessories in one compact package, also includes mounting straps. These mounting straps have been developed to assure a safe and secure connection to the frame or chassis of any mobile vehicle. These straps are offered in three configurations for both sizes of the Plastic Tank in a rubber coated steel strap.

### Mounting Possibility


Represents 12, 18, & 25 Gallon Strap Locations



Vertical Overhead



Vertical Two-Sided



Horizontal

### Ordering Information:

TNK7 Straps*			
Vertical Overhead	443635	Horizontal Upper	444066

TNK12 Straps*			
Vertical Overhead	443868	Horizontal Upper	444066
Vertical Two-Sided	443889	Horizontal Lower	444185

TNK18 Straps*			
Vertical Overhead	3054998	Horizontal Upper	444490
Vertical Two-Sided	444183	Horizontal Lower	3521866

TNK25 Straps*			
Vertical Overhead	4231789	Horizontal Upper	444490
Vertical Two-Sided	444183	Horizontal Lower	4389641

\*Straps are not sold in sets. Each part number designates one strap.